



Optimal Insecticide Programs: Field Efficacy Trials

N.L. Rothwell, L.J. Gut, J. Wise, K.L. Powers,
E.A. Pochubay

Michigan State University

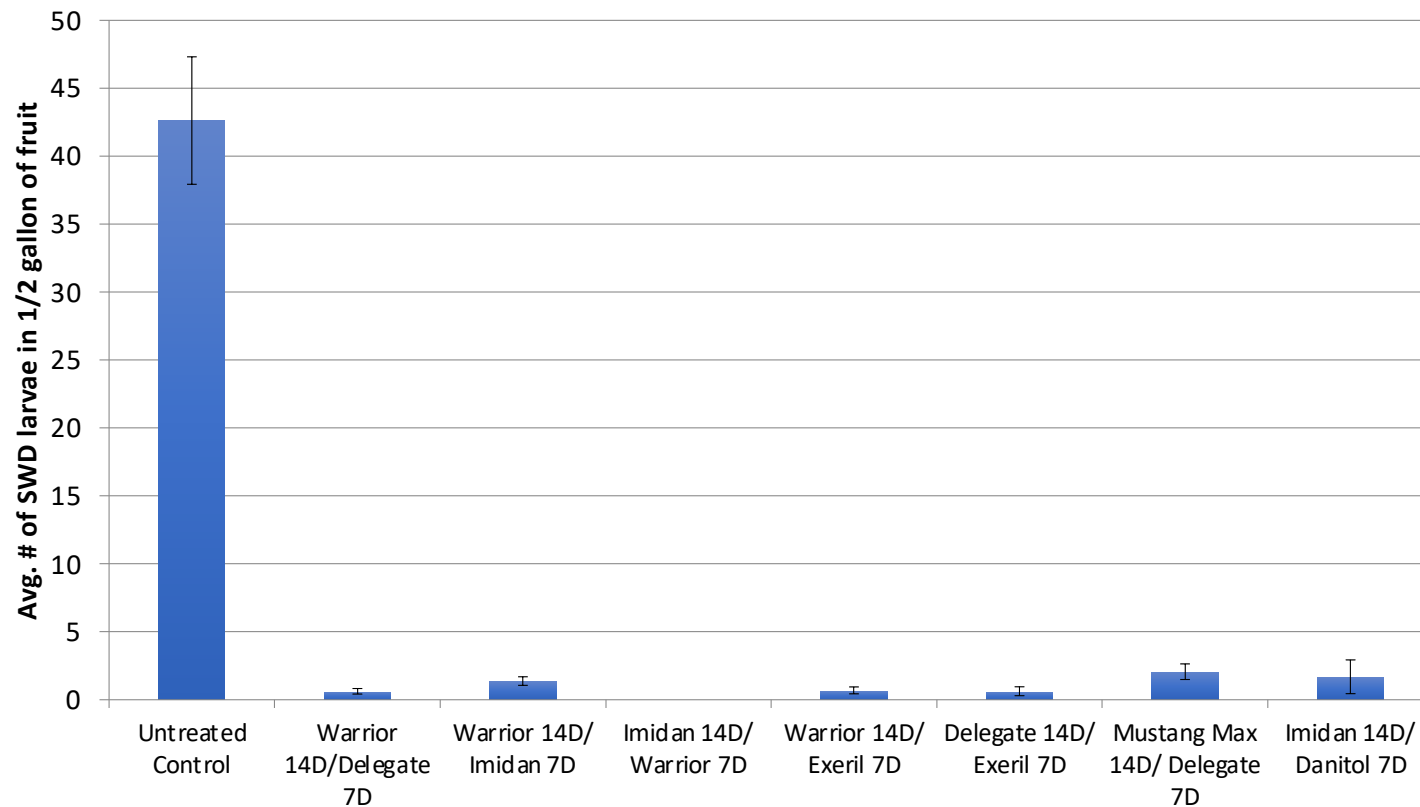
Determine optimal insecticide programs: field efficacy trial 2016

- Tested 8 programs
- Two fruit collections – harvest and 7D post harvest
- 128 samples tested for larvae at each timing (or 64 gallons of fruit)



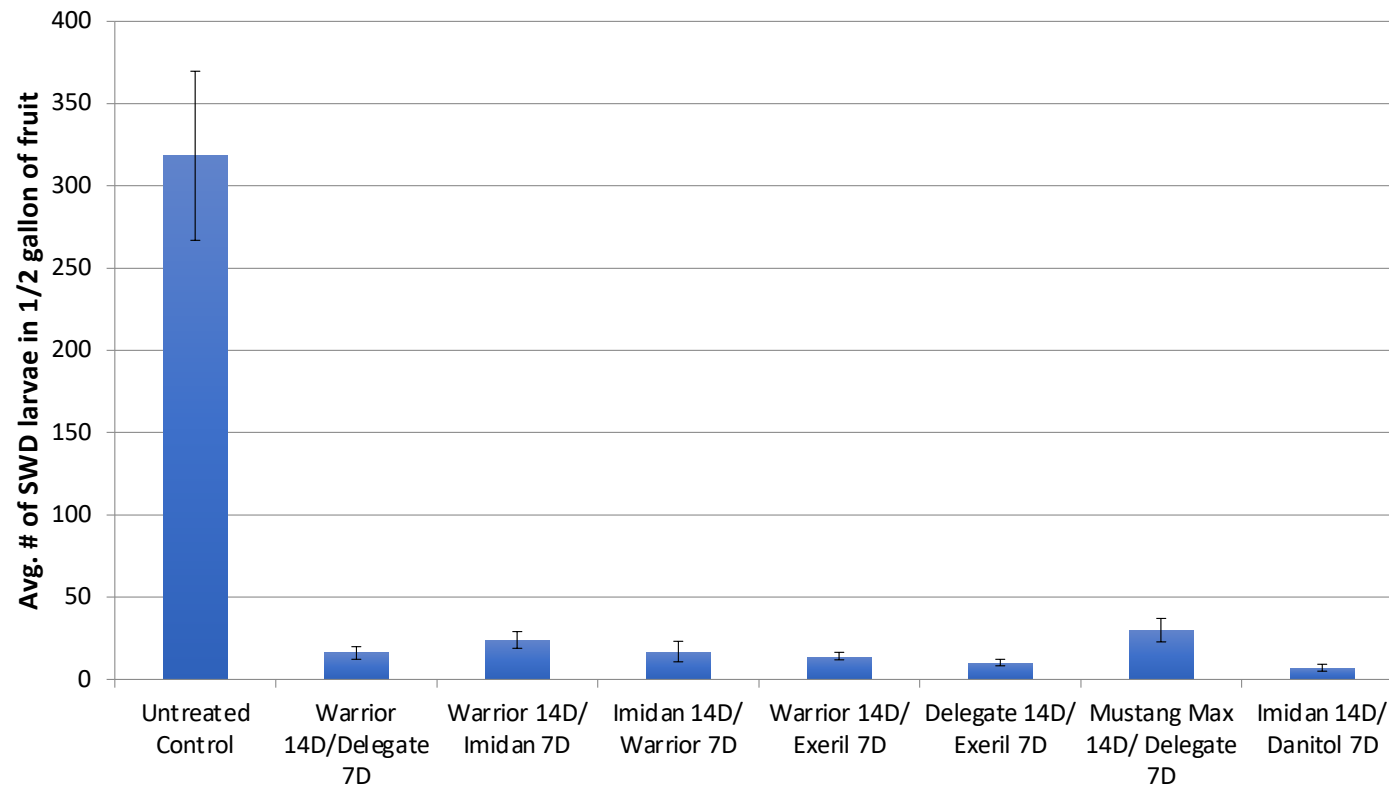
Field Efficacy Trial

7 days post-treatment (7/26/16)




Field Efficacy Trial

14 days post-treatment (8/2/16)

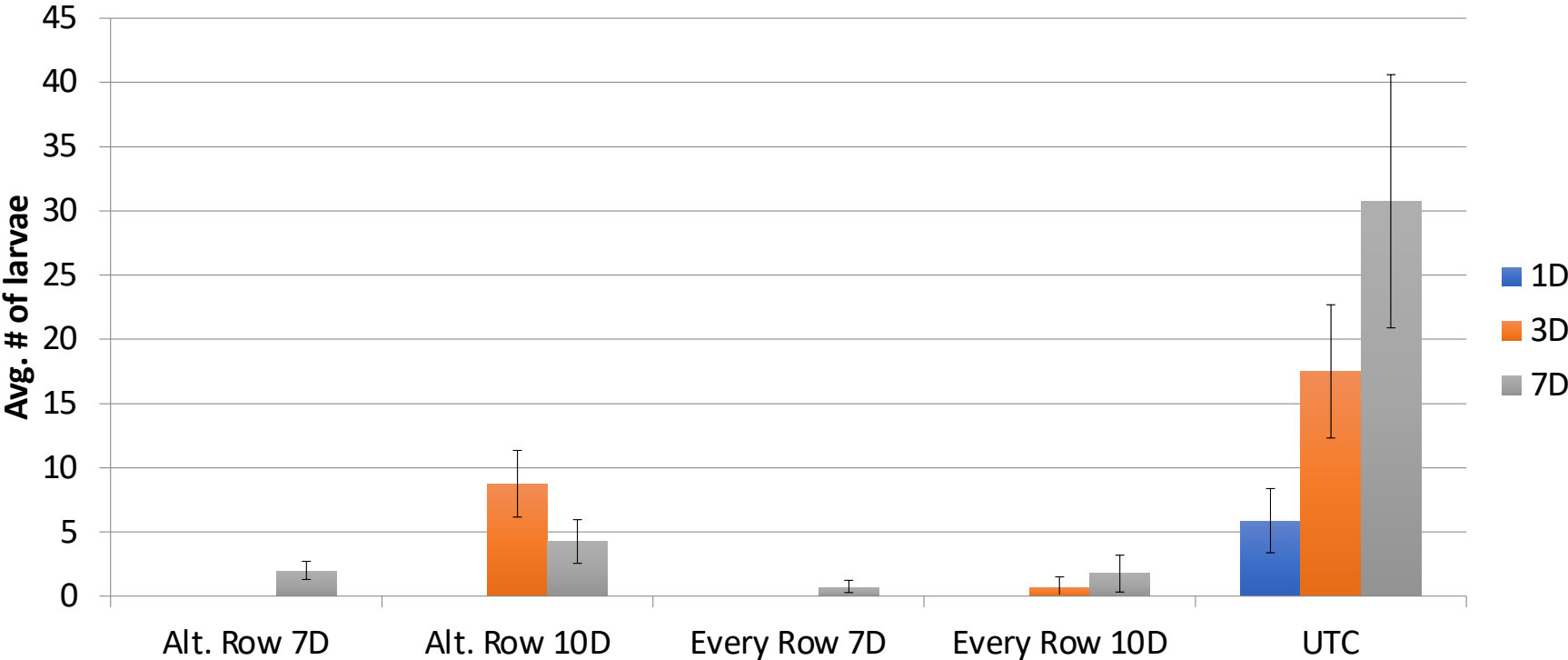


Spray Regime Trial

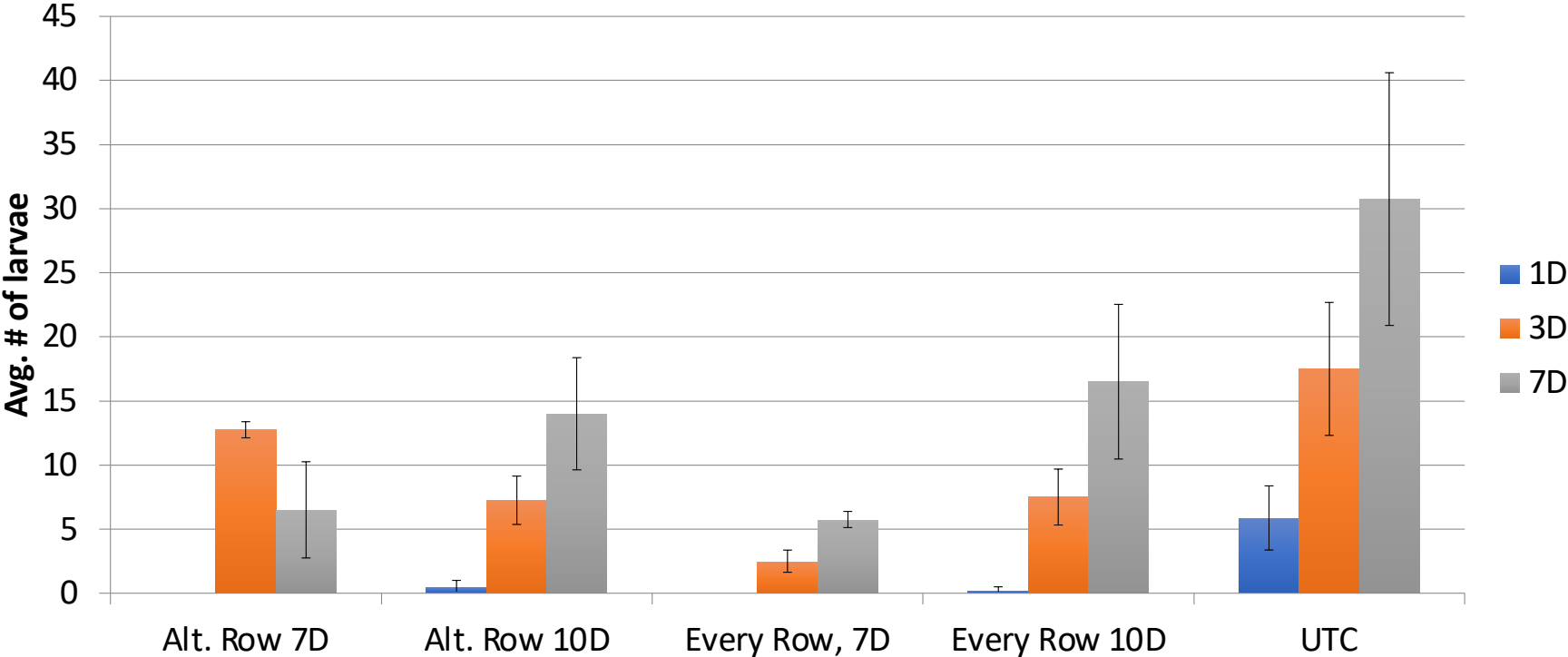
- Alt. row vs. full cover, at 7 and 10D
- 3 insecticides
- Bioassays 1D, 3D, 7D, 14D
 - Harvest fruit from treated tree
 - Place into deli cup and expose to 5 male and 5 female SWD adults
 - Sample fruit after 8D for larvae



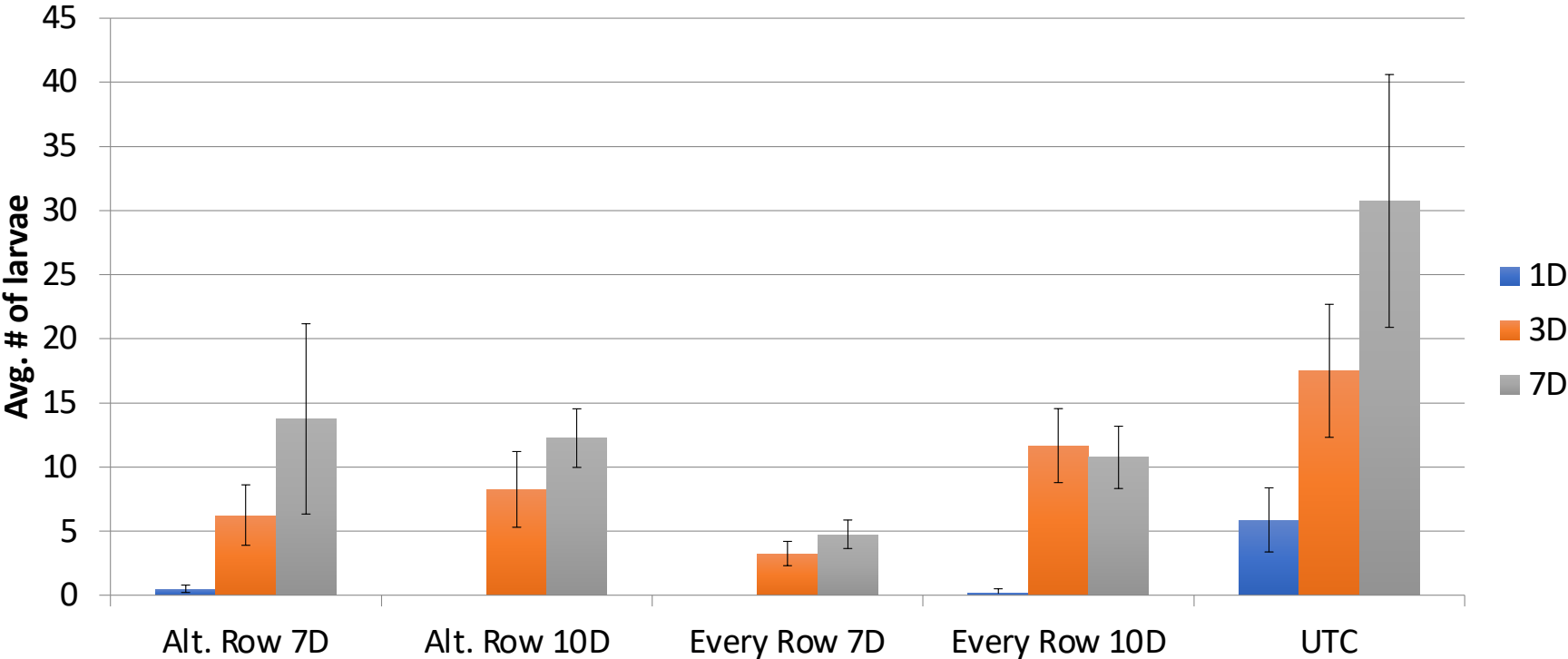
Spray Regime Trial - Imidan



Spray Regime Trial - Baythroid



Spray Regime Trial - Delegate





Efficacy Trial Goal for 2017

- Develop insecticide spray programs that include tank mixes to maximize residual in the orchard to reduce spotted wing drosophila (SWD), *Drosophila suzukii*, infestation.
- Conducted trial on 7-year old Montmorency trees
- Airblast sprayer @ 60gpa

Insecticide Treatments

- Exirel 17D / Imidan 10D / Exirel 3D
- Delegate 17D / Imidan 10 D / Mustang Max 3D
- Delegate 17D / Imidan 10 D / Danitol 3D
- Exirel 21D / Imidan 14 D / Exirel 7D
- Imidan 21D / Mustang Max 14 D / Imidan 7D
- Harvanta 21D / Imidan 14 D / Harvanta 7D
- Mustang Max + Assail 20D / Mustang Max + Assail 10D
- Mustang Max + Harvanta 20D / Mustang Max + Harvanta 10D
- Mustang Max + Imidan 20D / Mustang Max + Imidan 10D
- UTC

H

Table 1. Efficacy Results from NWMHRC; Harvest Sample (7/24/17)

Treatment	Avg. # of larvae in 3 gallons of fruit	Fisher's PLSD (0.05)
Delegate 17D / <u>Imidan</u> 10D / <u>Danitol</u> 3D	0	<u>a</u>
<u>Exirel</u> 21D / <u>Imidan</u> 14D / <u>Exirel</u> 7D	0	<u>a</u>
Mustang Max and <u>Harvanta</u> 20D / Mustang Max and <u>Harvanta</u> 10D	0	<u>a</u>
Mustang Max and <u>Imidan</u> 20D / Mustang Max and <u>Imidan</u> 10D	0.25	<u>ab</u>
Mustang Max and Assail 20D / Mustang Max and Assail 10D	0.25	<u>ab</u>
<u>Imidan</u> 21D / Mustang Max 14 D / <u>Imidan</u> 7D	0.25	<u>ab</u>
Delegate 17D / <u>Imidan</u> 10D / Mustang Max 3D	0.5	<u>ab</u>
<u>Harvanta</u> 21D / <u>Imidan</u> 14D / <u>Harvanta</u> 7D	0.5	<u>ab</u>
<u>Exirel</u> 17D / <u>Imidan</u> 10D / <u>Exirel</u> 3D	1	<u>ab</u>
Untreated Control	5.5	<u>c</u>



Table 2. Efficacy Results from NWMHRC; 1 week Post-Harvest Sample (7/31/17)

Treatment	Avg. # of larvae in 3 gallons of fruit	Fisher's PLSD (0.05)
Delegate 17D / <u>Imidan</u> 10D / <u>Danitol</u> 3D	1.5	<u>a</u>
<u>Exirel</u> 17D / <u>Imidan</u> 10D / <u>Exirel</u> 3D	2.5	<u>ab</u>
<u>Exirel</u> 21D / <u>Imidan</u> 14D / <u>Exirel</u> 7D	2.75	<u>ab</u>
Mustang Max and <u>Harvanta</u> 20D / Mustang Max and <u>Harvanta</u> 10D	7.25	<u>b</u>
Mustang Max and <u>Imidan</u> 20D / Mustang Max and <u>Imidan</u> 10D	7.25	<u>b</u>
Delegate 17D / <u>Imidan</u> 10D / Mustang Max 3D	7.25	<u>b</u>
Mustang Max and Assail 20D / Mustang Max and Assail 10D	8.5	<u>b</u>
<u>Harvanta</u> 21D / <u>Imidan</u> 14D / <u>Harvanta</u> 7D	15.25	<u>bc</u>
<u>Imidan</u> 21D / Mustang Max 14D / <u>Imidan</u> 7D	15.5	<u>bc</u>
UTC	154.75	<u>c</u>

Efficacy Results

- All treatments were significantly different than the UTC in the harvest timing sample
 - 1) Delegate 17D / Imidan 10D / Danitol 3D, 2) Exirel 21D / Imidan 14D, and 3) Mustang Max and Harvanta 20D / Mustang Max and Harvanta 10D = no larvae
- Jet Ag at a 1% solution followed by Delegate improved the efficacy of Delegate compared to Delegate alone
- Yeast did not improve the efficacy
- One week post harvest sample Delegate 17D / Imidan 10D / Danitol 3D was numerically best program
- Exirel 17D / Imidan 10D/ Exirel 3D and the Exirel 21D Imidan 14D / Exirel 7D programs had statistically fewer larvae
- Good efficacy results in trees with small canopies

SWD Efficacy Trial 2019


- Imidan applied at the following timings
- Applied to 15 tree plots with Airblast at 60 gal/A
- 3 gallons of fruit collected at harvest per rep and tested for larvae



Treatments	Avg. # of larvae	error
1 petal fall, shucksplit, 1st cover, 2nd cover, 3rd cover, 4th cover, pre-harvest	0.04	0.04
2 shucksplit, 1st cover, 2nd cover, 3rd cover, 4th cover, pre-harvest	0.04	0.04
3 1st cover, 2nd cover, 3rd cover, 4th cover, pre-harvest	0.00	0.00
4 2nd cover, 3rd cover, 4th cover, pre-harvest	0.04	0.04
5 3rd cover, 4th cover, pre-harvest	0.04	0.04
6 4th cover, pre-harvest	0.04	0.04
7 pre-harvest	0.13	0.07
8 Untreated control	15.50	4.94



SWD Efficacy 2020

- Field test prototype SWD phenology model
 - Verdepryn applied every 7D starting:
 - 550 GDD base 4C from bloom
 - 650 GDD base 4C from bloom
 - 750 GDD base 4C from bloom
 - Applied to one whole row with 3 row buffer on either side, with Airblast sprayer at 60 gal/A
 - 4 replications
 - Fruit was hand collected and processed for larvae using the brown sugar extraction method
- 

Results

Treatment	Verdepryn spray dates	total # larvae	avg # larvae per 1/2 gallon	error
utc		1004	41.83	9.359
start 550 GDD	7/1, 7/8, 7/15, 7/22	24	1.00	0.313
start 650 GDD	7/8, 7/15, 7/22	35	1.46	0.208
start 750 GDD	7/15, 7/22	34	1.42	0.329

